



RKMC PA # 17

P.O. BOX # 481

VOLUME-3

POTTSTOWN, PA 19464

“THE NEWS TO KNIGHTS”

OFFICERS

PRESIDENT: TOBY WISE
TREAS./SEC.: JEANNE LAIRD

VICE PRESIDENT: BRUCE HEIMBACH
ROAD CAPTAIN: CHARLIE KIENLE
ASST. ROAD CAPTAIN: DARREN MORAN

INTRODUCTION

Hello fellow Knights. Well here we are it's May, can you believe it. The weather has been pretty nice since the last newsletter and some of us have gotten some good riding in. We had our first club group ride which was pretty cool. It was a poker run at Kiss Cycles, put on by The Honda Riders Club. This poker run was to raise money for cancer for a little girl named Alyssa and for the Children's Hospital of Philadelphia. It was on Sunday April, 17th a real nice poker run with real great weather and all of us that did the ride had a good time. We got a letter from the Vice President of the Honda Riders Club, Jeffrey Grimm thanking us for our support of there cause. They had 297 people register and complete the poker run, there were 15 motorcycle clubs represented and raised over \$4000.00. There were 2 guys from Massachusetts, some from Delaware and the Pocono's. A 9 year old kid ended up winning the best hand out of the 297 that played. Jeff said it was pretty funny that a nine year old boy had a better hand then all the big scary bikers, way to go kid who ever you are. We had a pretty good showing for our club, we had 10 members, one guest rider and two passengers, we also met up with a few other Red Knights 3 from PA #12 and 2 from #18. Those of us that went were glad we did and happy to help Alyssa's family in their time of need. I still haven't heard about the other winners, there was second place for the 2nd best hand and 3rd place was for the worst hand. I was sure I would have gotten a call that I won. I had to have the worst hand, It was pretty bad. Anyway, I'm going try to keep things brief because there's a hole lot to talk about this month.

Read and enjoy, “LIVE AND RIDE WELL”

LATEST MEETING

The May RKMC PA #17 meeting was held May 1st at Empire Hook and Ladder. The meeting was called to order at about 7:15pm. There were 12 people present, I think it was 11 members and 1 guest, Joe on his loud Buel. It was a pretty good showing regardless with quite a few of us on our bikes, 9 of us to be exact. Now that the weathers nicer it will be nice to see a lot more bikes and members show up for our meetings. We went over last months minutes and meeting. Then we discussed the applicants for new membership we have 3 new applications. They are Jeffrey Grimm, Brian Boyer and Deborah Boyer. We will vote on them next month. This month we voted on 2 new members, they are Sharon Oister and John Hartranft after a unanimous vote these 2 were accepted as members.

The ride committee gave it's its report which consisted of an account of our one and only ride, who showed and rode and a brief (well I thought it was brief) account of the ride it self. The ride committee then went over some future rides and some ideas for future rides. The spokesperson for the ride committee (that would be me) seemed to ramble on a bit (sorry it's just the way I am) and took a good bit of time. From now on I'll try to keep it a little more brief. We then on with more meeting stuff like our "colors". Any member who wants to order their colors can at the next meeting. Some members ordered theirs at this months meeting . You can order your patches but if you have not met the criteria of the rule to earn you colors you can't get them until you do. The criteria is you have to attend 2 meetings and 2 rides to be eligible for your colors. If you ride to a club meeting that counts as a meeting and a ride. If you have met these requirements you may obtain and wear them now. The cost is \$30.00, this includes the main back patch and the top rocker which show's your chapter status. If your a charter member it say's "charter", if your an active member it says "active", and so on if your social or honorary it says that. The bottom rockers which say the chapter # will be ordered later when we have more members, and will cost another \$16.00 max. If you want to order your colors please come to the June meeting and get your money up. If you can't get to the meeting get your order and money to our quartermaster Karen McNear.

We also discussed the definition of a "Charter Member". A "Charter Member" is a member who was at the very first meeting and on the original charter list that was sent to International with the charter application. The only other way you can be a charter member is if you were a charter member of another chapter and joined this chapter. We also talked about the issue of old colors, if you belonged to a previous chapter of the Red Knights and had red & white colors. Can you keep your old colors? Well, there maybe an issue with them old colors, it's not definite yet but there may be a problem, stand by for more details. Another issue that was discussed was "Group Ride Rules", there was some concerns brought up about ride rules and some people had issues about some things that happened on our last ride. Along with hand signals. Some people may have never ridden in a large group. Ride rules and hand signals are very important and should be known by everyone. I am including a copy of "Internationals" riding rules and hand signals in this news letter, please print them out and study them so that we can all be on the same page. A major part of riding rules that we need to all understand is "Formation". We should always stay in formation and keep a safe distance between other riders.

Let me expand a bit, when riding in a staggered formation you should stay in your position at all times, you should not overtake and pass the person in front of you, or zip up and back, stay in your spot when riding in a staggered formation we alternate left to right, or right to left. No matter what side of the lane your riding in you own the whole lane, that way if you need to swerve towards the opposite side of the lane you don't have to worry about colliding with the next person. I've done some research on this and it seems that the general consensus is when in a staggered formation there should be a 1 to 2 second time interval between bikes, no more than 3. When in single file formation it should be 3 to 5 seconds. If your information an you can't keep up or are uncomfortable, safely drop back to the back of the group. We also talked about T-shirts, when we decide on a place to get them made they will be a black T-shirt with "Red Knights" in red on the front and our colors silk

screened on the back in actual colors. Sounds sweat, not sure on a price yet, stay tuned. We also discussed and voted on the purchase of a club flag it's 3' x 5' and can be mounted and carried on some ones bike during ride, parades and events.

“ Please show up and have a say”

Next months meeting will be at Goodwill fire house on June 5th at 7:00pm
This is a VERY IMPORTANT MEETING, we will vote on our bylaws and also
discuss the creation and naming of our chapter web site.
So be a “GOOD KNIGHT” and be there!!!
“SEE YA'S THERE”

NEW MEMBERS

New members voted in at the May meeting are.
Sharon Oister and John Hartranft.
WELCOME TO RED KNIGHTS PA CHAPTER 17

FUND RAISERS

None on the table at this time. We did briefly discuss options of holding some sort of a ride or poker run type thing, but decided to wait till next year and then we'll discuss it a bit more.

DATED UPCOMING RIDES AND EVENTS

This Saturday, May 7th there is an event held at the Northampton Fire Company which is up above Allentown. It is their 3rd annual “Spring Thaw Rendezvous”, basically what it is, is a bash, a bikers get together if you will. There will be a large bike show, DJ, band Vendors, food and beverage. The beat part is it's free admission. \$10.00 if you want your bike in the show. For more info you can check it out at WWW.sassys-snaps.com. I am planning on riding to this event so anyone interested in going should contact me at any of my contact numbers at the end of the news letter. I'd like to meet at the Pottstown Diner for breakfast at 9:00am and leave around 10:00am to head up there.

May 7th = Spring Thaw Rendezvous Northampton F.C.
May 14th= Zerns Bike Expo- Zerns market, Gilbertsville, PA ,11:00am Till whenever
May 22nd=Round Robin Poker run, Reading Motorcycle club, Oley, PA, 1:00 - 4:00
May 29th= Washington D.C., Run for the Wall - Rolling Thunder
May 30th= Pottstown, Memorial Day Parade
June 5th= Poke Run & Breakfast Benefit, Blue Comet mc. Skippack, PA, Reg. 9 -11am
June 12th= Philadelphia, Ride for Freedom - Friends of the Forgotten
July 4th = Pottstown, 4th of July Parade
Aug 28th = Reading, Ride for Freedom - Friends of the Forgotten
Sept 10th= Landsdale Bike Night, Landsdale, PA
Sept 18th = Pottstown, POW/MIA Recognition Day-Friends of the Forgotten
Sept 18th = K.O.P. to Longwood Gardens - Kids With Brain Tumors

POSSIBLE FUTURE RIDES AND EVENTS

Ephrata Bikers Breakfast
Lansdale Bike Night
Fall Foliage Ride
Delaware Water Gap
Kennett Square

Roar to the Shore
Boyertown Bike night
Toys for Tots
Lancaster Train Museum
National Fallen Firemen's Memorial

POKER RUNS

There are many local and not so local motorcycle clubs that put on poker runs through out the riding season. I'll keep my eyes and ears open and keep you all posted on any up coming and maybe we'll meet up and go for a ride. That is what it's all about anyway, RIGHT?????????

FINALE

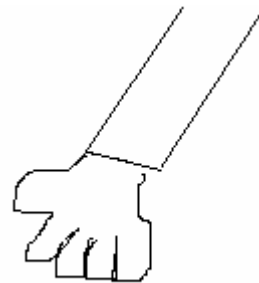
Well Knight's that's it for another month. Please make sure you print out and read your copies of the "Riding Rules" and "Hand Signals" pages I'm sending along, maybe even carry them along on your bike. This is a very important club and safety issue. Man I'm gettin more info and adding more to this letter every month. Which is a good thing, we keep getting more members and more info, that's got to be good. The more of you come out for meetings and rides the netter it will get. So come out and get involved,
"IT IS FUN"

" LIVE AND RIDE WELL"

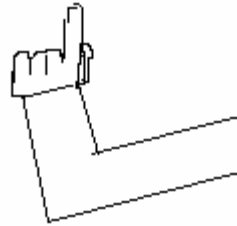
Thanks, SHORTY...

Hand Signals

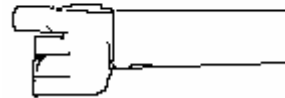
Hand signals are necessary to formation riding. They are used for safety and they help to create a good club image. Below are listed the standard hand signals.



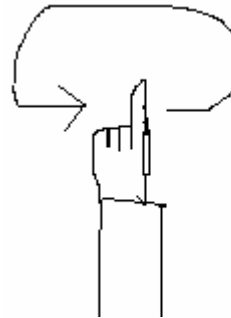
Stop - Left hand extended downward and palm facing backward.



Right Turn - Left arm upright and hand extended.



Left Turn - Left arm extended straight out and hand extended.

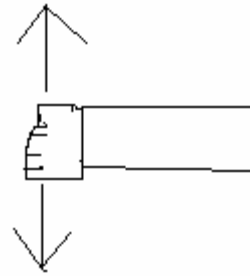


A Turnaround Signal - This is used for group riding as well as signaling an individual rider approaching.

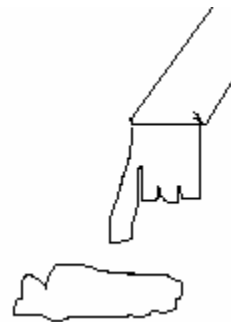


Single File Riding - Arm extended over head with index finger pointed up means single file riding, used for narrow, winding roads road obstructions and hazards.

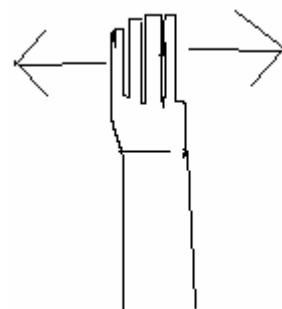
Close Up Formation - Left arm moved in an up and down Motion (pumping) with fist closed. This action means tighten up or close riding formation, catch up and stay close. The road Captain will use this signal to execute a group maneuver.



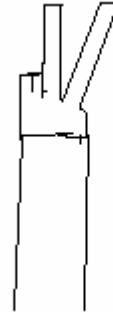
Road Hazard - Pointing downward is to warn fellow riders of pot holes and debris in the road.



Staggered Riding - Hand straight up with four fingers extended waving side to side. Staggered riding is used on open roads and where there are a lot of turns. This style allows the rider some leeway for drifting.



V Signal - Two fingers indicate dual riding style or two abreast permitted.



where

Other Hand Signals:

- Pointing to your gas tank means you have switched to your reserve. Blow horn to alert Captain.
- Waving the hand back and forth with arm extended to the side means come up to me or pass me.

Riding Rules

1.) **Ride in a Precise Formation** as road conditions permit.

2.) **Execute Signs and Turns Properly** (see Hand Signals)

3.) **Do Not Fool Around** (horse play) when riding with the group. Any member observing another member fooling around when in formation should discuss it with that member and attempt to clear up the situation. If it should persist, bring it to the attention of the Road Captain or one of his Assistants.

4.) **The Road Captain** shall have the unchallenged right to terminate a members participation in a given ride or event for the clubs safety or image. Upon request of the Road Captain, President may suspend the member pending the lodging of official charges against the member.

5.) Riding Positions :

a.) While on any run, the Road Captain or his assistant will ride in front. The President may ride alongside or just behind the Captain depending on the formation in use. In the absence of the Road Captain and the assistants, whoever the Captain appoints will ride point.

b.) The assistant Road Captain will ride at the rear unless otherwise decided by the Captain. The assistant Captain will be responsible for holding a lane open while making a lane change. He will also assist any member who may break down or fall behind. The Captains will operate as a team and watch for problems within the group. Watching for all signals and seeing the need for changes are major parts of the assistant road Captain's job.

c.) Line up for a ride as follows: Road Captain, President, full color wearing members, followed by the

prospective members, non-members and bringing up the rear the assistant Road Captains and the. Once you are in position keep it for the remainder of the ride.

d.) The Road Captain will give instructions to all riders prior to the start of a ride. This will include, if known, the name, address, and phone number of the destination. When you arrive at the destination point check in with the Road Captain.

e.) Each member shall make it his business to know the route to be taken.

6.) Use Common Sense At All Times:

a.) Anticipate your next move and those of the group.

b.) We are all aware of the proper safety procedures and the need for them. Let us exercise caution at all times and obey all traffic regulations.

c.) With regard to remaining alert, as one of a group, you must remember that the Road Captain from time to time will be giving a hand signal to execute a maneuver (pass slow moving vehicle, make a turn, etc.) He will be taking into consideration the size of the group and the distance necessary to get the club from one lane to another safely. Each member's assistance in executing the maneuver safely and smoothly will be of great assistance.

d.) The rear Road Captain(s) will help the group by getting out into the lane following the forward Captain's signal. By doing this he will help secure the chance to execute the maneuver freely and safely. Stay in position during any lane change or direction maneuver.

7.) Leaving the Group

If stopped, let your intentions be known to the Road Captain or his assistants. The convoy will be pulled into the nearest and safest rest area and the Captains and/or members he designates will return to the stopped rider. After ascertaining the problem, the Captain will then decide to get the group on its way as soon as possible and make arrangements to have the stopped rider and his bike taken care of.

8.) Gas Stops

Get to know your machine's cruising capacity with regard to gas. Running out of gas or making gas stops with large groups is time consuming. Therefore everyone will arrive for the rides with a full tank of gas and will top off their tank at every gas stop, no matter how small the amount. This will avoid staggered gas stops and possibly save time.

9.) Bike Maintenance

Maintain it carefully, this is considered a must. Because one failed to check for loose wires, shorts, dead batteries, worn tires, or worn chains/belts, this can take away from the pleasure of the club ride. Bike maintenance will be the responsibility of each member. Bring necessary tools and parts for your machine.

10.) Wearing Apparel

It is strongly urged that on club rides each member wear his club colors. He should also wear the proper clothing when riding. Helmets are a must !!

Strict adherence to these guidelines will provide for a long, successful and safe riding season.